



Moss Motors, Ltd. British Sports Car Collection

MGB Roadster

The best loved sports car of them all? The MGB roadster was a winner around the world, with 387,675 cars produced between 1962 and 1980. Note the rubber bumper that was federally mandated from 1974 1/2 on.

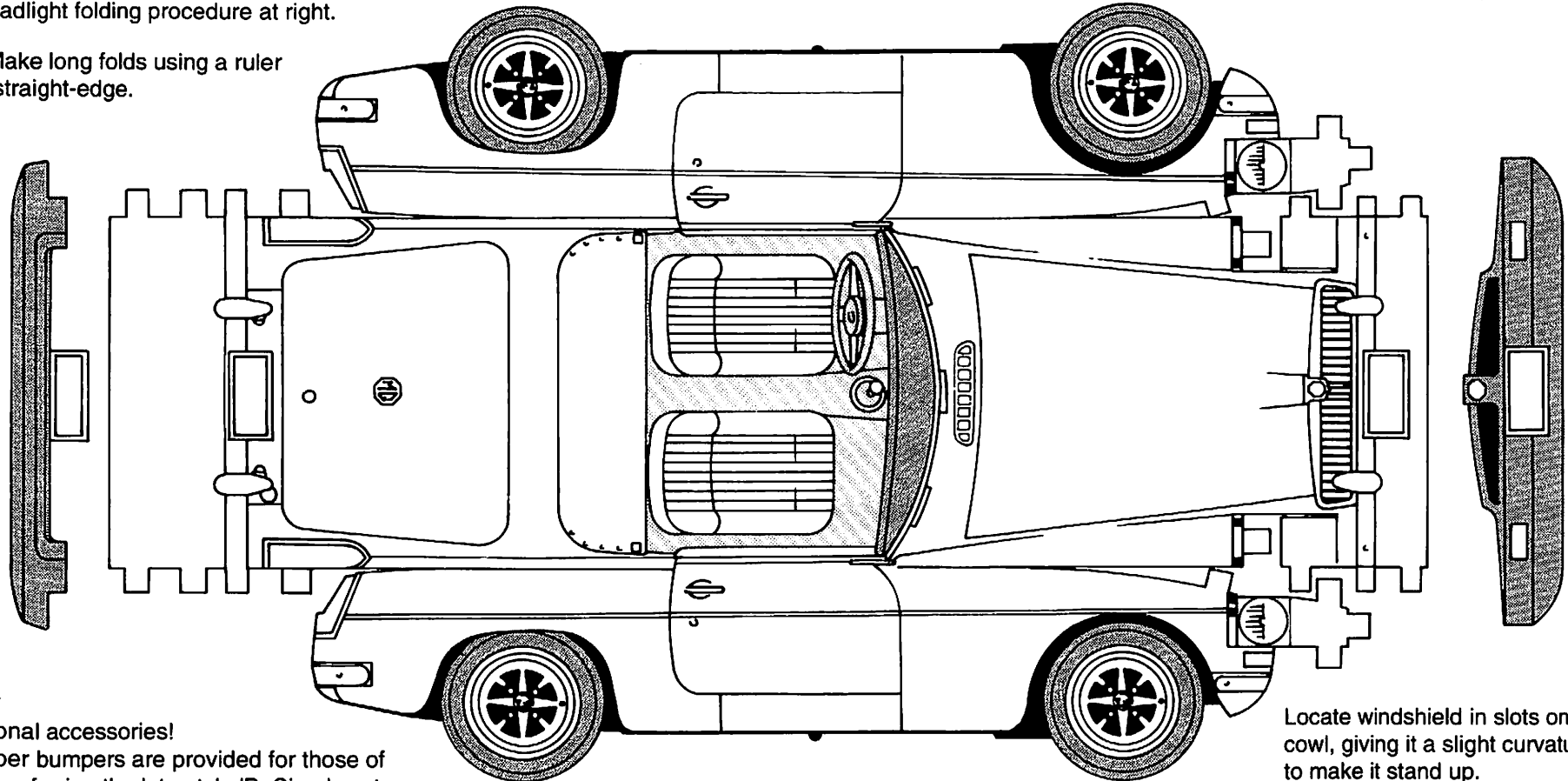
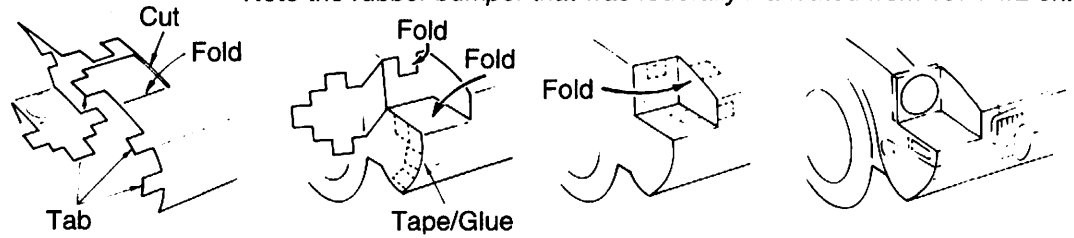
It is easier to color your MGB before you cut it out.
Felt tip markers or color pencils work great.

Carefully cut out the car with an X-Acto knife or scissors.

After cutting out car, fold down tabs, then roll over *front and rear body panels, gluing or taping tabs inside to hold body curvature.

*Before rolling over front panels, build headlight indent, following the headlight folding procedure at right.


Tip: Make long folds using a ruler for a straight-edge.



Optional accessories!

Rubber bumpers are provided for those of you preferring the late style 'B'. Simply cut out and glue on over chrome bumpers after body assembly.

Chrome wire wheels give a classic look to your roadster. Just cut out and glue on over the stock rims. (If only restoration were so simple!)



Tip: Tape completed model to cardboard base.
(Black or dark gray looks good.)

Locate windshield in slots on cowl, giving it a slight curvature to make it stand up.

